



# COVID-19 Vaccination Uptake in Ireland

## Weekly Report

### Autumn Campaign 2023

Week ending Sunday 10<sup>th</sup> December 2023

Latest Summary Statistics Absolute Numbers of COVID-19 Autumn Campaign Doses and Percentage Uptake of the Census 2022 Population since 18/09/2023 as of end 10/12/2023, midnight

Age Group	No. Completed Primary Course Doses	No. Autumn Booster Doses	Census 2022 Population	No. Autumn Booster doses as % Uptake Census 2022 Population
70+yrs	19	314255	538171	58.4
50-69yrs	29	285825	1157982	24.7
50+yrs	48	600080	1696153	35.4

# Vaccination status definitions



- **Autumn booster**=Anyone amongst the eligible cohorts who got any booster dose on or after 18/09/2023. The groups eligible are as follows:
  - **70+ year olds:** reported percentage uptake is calculated using the CSO 2022 as a denominator
  - **50-69 year olds:** reported percentage uptake is calculated using the CSO 2022 as a denominator
  - **Health care workers:** reported absolute number based on risk factor type captured in COVAX as healthcare worker
  - **Long-term care facility residents:** reported absolute number based on risk factor type captured in COVAX as Health care workers: reported absolute number based on risk factor type captured in COVAX as long-term care facility resident
  - **Immunocompromised:** reported absolute numbers based on a person being denoted as immunocompromised at the immunisation record level in COVAX; operational performance to be monitored over the Autumn/Winter campaign to be monitored against an estimated population based on an estimate of 106,000 (the number of persons noted as immunocompromised based on their last vaccination)
  - **Clinically vulnerable:** reported absolute number based on risk factor name captured in COVAX as medical, excluding risk factor type noted as pregnant
  - **Pregnant:** reported absolute number based on risk factor type captured in COVAX as pregnant
  - As well as these risk groups NIAC guidance states that access to an autumn booster vaccine should be available for those who, following discussion of their reasons with a health care provider (e.g., GP, pharmacist or vaccination centre), request vaccination. Therefore, there may be people who do receive a booster who do not fall into any of the above groups
- **Autumn/Primary Course Completed (PCC)** =The number of people over 5 years of age who have completed their primary course (fully vaccinated=two doses of two dose vaccine plan or one dose of a single Janssen vaccine, including those who are immunocompromised and have received an extra, third (primary) dose, in order to complete this course)\*

\* The total number of final primary course completed doses received is based on the correct combination of doses administered as per NIAC guidance

# Methodology



- *Data were provided by OCIO based on data in the data lake PROD environment (includes COVAX registered vaccinations and GP administered vaccinations).*
- *DENOMINATOR USE: In this report, uptake is calculated based on Census 2022 population (n= 5,149,139 total; n=3,930,572 for adults/18+ year olds, n=4,361,794 for eligible 12+ year olds; n=4,853,724 for eligible 5+ year olds). See <https://www.cso.ie/en/releasesandpublications/ep/p-cpsr/censusofpopulation2022-summaryresults/populationchanges/>*

## Absolute number of COVID-19 Autumn doses by type administered since 18/09/2023 as of end 10/12/2023, midnight

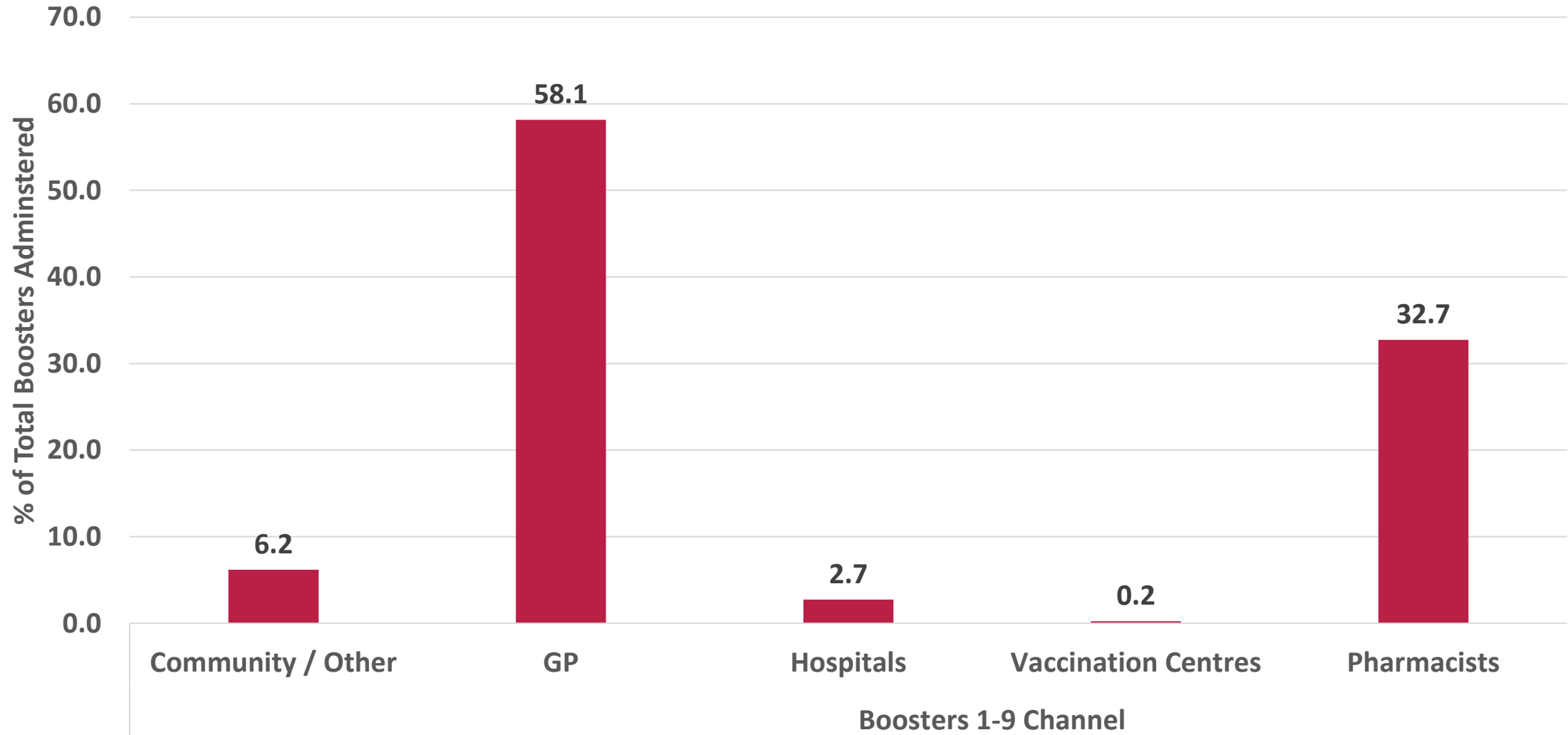
Course	Dose Type	No. Doses Administered
Primary	Dose 1	461
	Dose 2	242
	Single Dose	0
	Additional Dose	85
	<b>Total Primary Doses</b>	<b>788</b>
	<b>Primary Course Completed</b>	<b>266</b>
Booster	Booster Dose 1	11690
	Booster Dose 2	67146
	Booster Dose 3	265341
	Booster Dose 4	191517
	Booster Dose 5	146656
	Booster Dose 6	1199
	Booster Dose 7	21
	Booster Dose 8	1
	Booster Dose 9	1
	<b>Total Booster Doses</b>	<b>683572</b>
<b>Booster and Primary Doses</b>		<b>684360</b>

# Absolute numbers of COVID-19 Autumn booster doses by age group administered since 18/09/2023 as of end 10/12/2023, midnight and estimated percentage uptake of the Census 2022 population

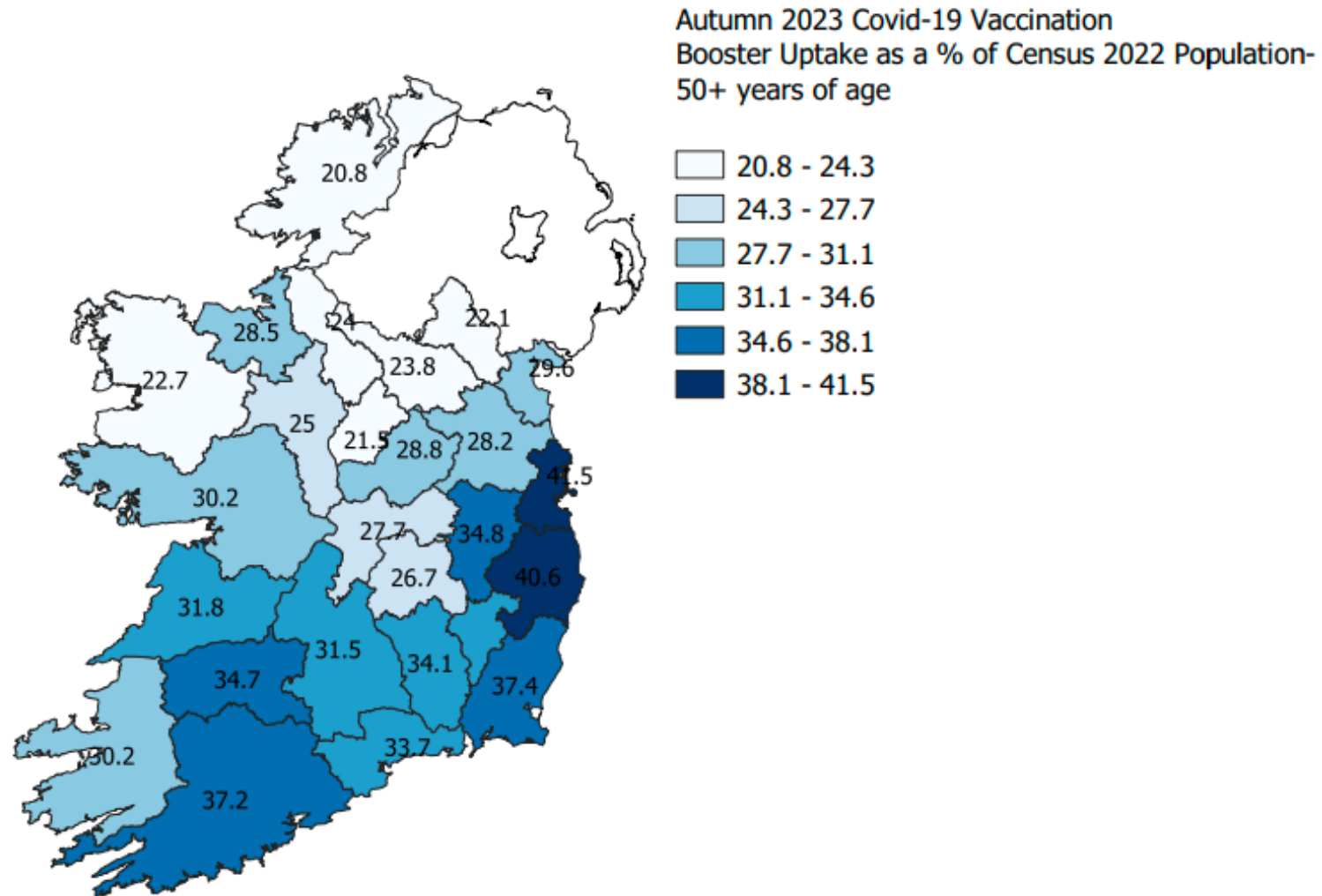


Age Group	No. Autumn Boosters Doses	Census 2022 Population	No. Autumn Boosters % Uptake Population Census 2022
All Ages	683572	5149139	13.3
6months+	683572	5120241	13.4
6months-49yrs	83492	3424088	2.4
5+yrs	683569	4853724	14.1
12+yrs	683443	4361794	15.7
12-17yrs	1233	431222	0.3
18+yrs	682210	3930572	17.4
50+yrs	600080	1696153	35.4
60+yrs	488742	1048985	46.6
50-69yrs	285825	1157982	24.7
65+yrs	410535	776315	52.9
70+yrs	314255	538171	58.4

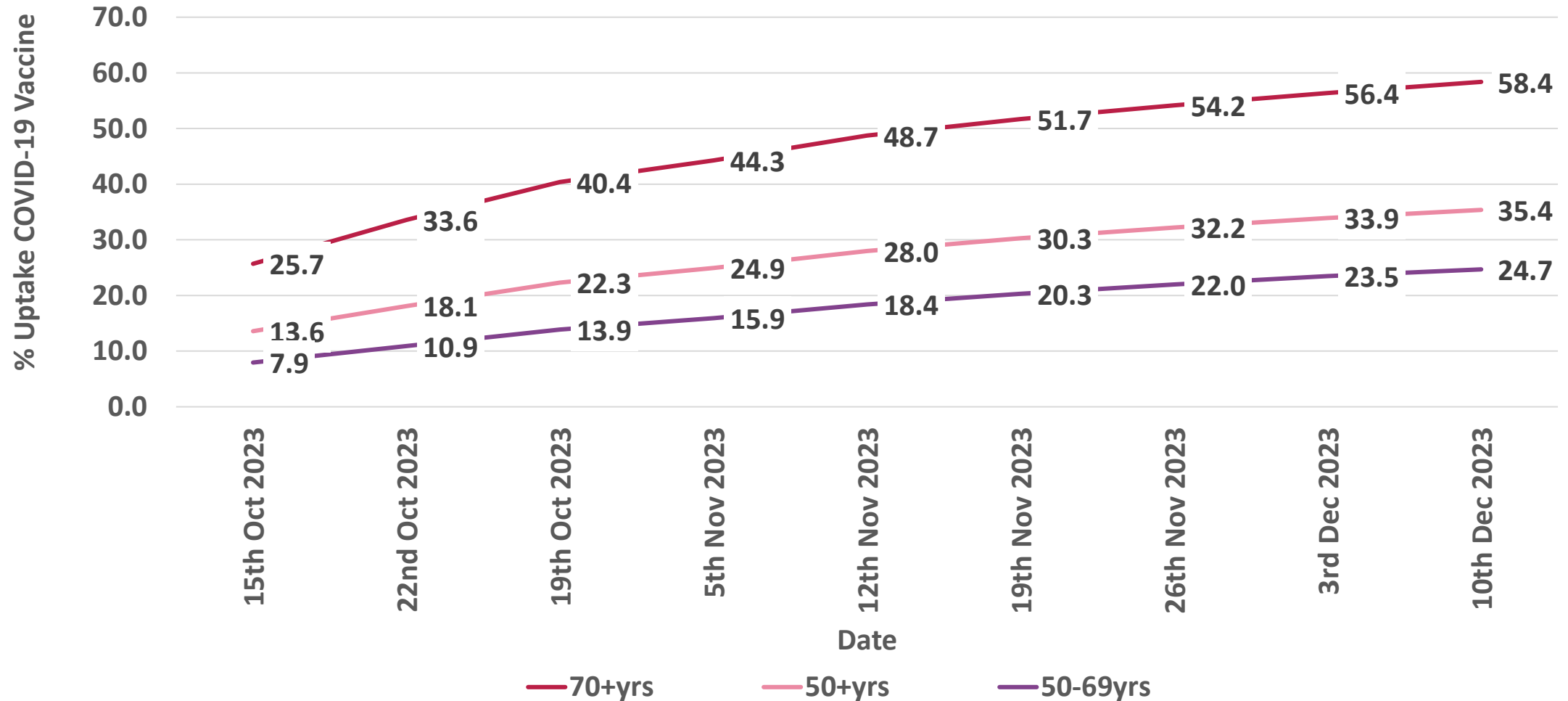
# Percentage of Autumn Booster Doses by Distribution Channel administered since 18/09/2023 as of end 10/12/2023, midnight



# Uptake of Autumn Booster doses by county as a percentage of the Census 2022 population among 50+ year olds since 18/09/2023 as of end 10/12/2023, midnight



# Uptake of Autumn Booster doses as a percentage of the Census 2022 population by select age group since 18/09/2023 by week, 15/10/2023 to 10/12/2023





## **Uptake of Autumn Booster & Seasonal Influenza doses by HSE HCWs since 18/09/2023 to 04/12/2023**

- In total 108,033 records for HSE Health and Care were included in the analysis.
- Overall Uptake
  - 17,453 received COVID-19 vaccine, an uptake of 16.2%.
  - 35,782 received influenza vaccine, an uptake of 33.1%
- Amongst those who received a vaccine:
- 16,174 (15.0% of all HSE HCWs) received both COVID-19 and influenza vaccine
  - 1,279 (1.2% of all HSE HCWs) received COVID-19 vaccine only
  - 19,608 (18.2% of all HCWs) received influenza vaccine only
  - 70,972 (65.7%) did not receive any COVID-19 or influenza vaccine

# **Uptake of Autumn Booster & Seasonal Influenza doses by Fair Deal residents in residential care facilities since 18/09/2023 to 04/12/2023**



- 526 residential care facilities were identified from the matched dataset.

## **Influenza Vaccination Uptake**

- Overall uptake was 84.0% with 16 (3.0%) of the 526 RCFs reporting 100% uptake.
- There were 6 locations (1.2%) where no vaccinations were reported, or uptake was  $\leq 10\%$ .
- Uptake  $>10\%$  and  $<90\%$  was reported in 383 (72.8%) locations and  $\geq 90\%$  in the remaining 121 (23.0%) sites.

## **COVID-19 Vaccination Uptake**

- Overall uptake was 77.7% with 10 (1.9%) of the 526 RCFs reporting 100% uptake.
- There were 3 (0.6%) locations where no vaccinations were reported or where uptake  $\leq 10\%$ .
- Uptake  $>10\%$  and  $<90\%$  was reported in 447 (85.0%) locations and  $\geq 90\%$  in the remaining 66 (12.5%) sites.

# Acknowledgements

Sincere thanks to the following for providing the data for this report:

- National Immunisation Office (NIO)
- Office of the Chief Information Officer (OCIO)
- HSE Integrated Information Services (IIS) and COVAX Implementation team of Salesforce, IBM, PWC, EY
- HSE procurement/acute hospitals/CHOs/vaccinating teams and administrators/IT staff
- HSE Health Intelligence, Strategic Planning & Transformation Unit
- NHSS for Fair Deal Resident Data
- HR-Sap for HSE HCW Data



@hpscireland



@hpscireland

[www.hpsc.ie](http://www.hpsc.ie)



# Caveats



- Uptake data reported refers to the period up to midnight of the last day of the latest epidemiological week Monday to Sunday.
- Where county and/or age group calculation of estimated uptake exceeds 100% due to data capture issues within Coax or where the numerator exceeds the population estimate/denominator then the uptake will be rounded down to **99.9%** (unless otherwise indicated in the report).
- The population denominator used to calculate percentage uptake is Census 2022
  - <https://www.cso.ie/en/releasesandpublications/ep/p-cpsr/censusofpopulation2022-summaryresults/populationchanges/>
- Total reported doses in this report now includes all vaccination doses on the IIS/COVAX data system, including those received abroad by Irish residents.
- Autumn/Winter doses are administered to individuals in receipt of any booster dose (1-5) since 18/09/2023 who were eligible for booster dose under previous guidance but also included primary doses during this period.
- Reported figures excludes vaccination records where the death of the individual has been recorded.
- Immunocompromised status was recorded at time primary course was completed and so may not accurately reflect the current immunocompromised population or immunocompromised at time of latest vaccination.
- Details of uptake by various risk factor groups/target cohorts such as healthcare workers, long term care facility residents, the clinically vulnerable, pregnant women and the immunocompromised is not yet available
- While data is presented in terms of total number of people receiving boosters as a proportion of total population, it should be noted that not all people within these populations will be eligible for vaccination at a given time for example if they have recently had COVID-19 infection.
- The data presented will focus primarily on all booster doses administered during the Autumn/Winter campaign as the number of individuals who have completed their primary course treatment is quite small, so much so that the numbers have a negligible impact on the calculation of the overall percentage uptake of COVID-19 vaccination in the general population.